

21.3


Average student age

The average age of an ECCC student was 21.3 years, making it the second youngest community or junior college in the state.

70.6%

Enrolled full-time

ECCC had the highest percentage of students—70.6 percent—enrolled in at least 15 hours in a fall or spring semester among all Mississippi community and junior colleges.



Degrees earned

594

In 2017-18, ECCC conferred 594 degrees or certificates, the second highest total in the college's history and a 5 percent increase over the previous year's total of 567.



56%

 Freshmen awarded financial aid

ECCC granted institutional aid to a larger percentage of incoming freshman students—56 percent of first-time, full-time students—as compared to the state community and junior college average of 40 percent.



40%

 Graduation rate

ECCC's next published three-year graduation rate, anticipated sometime in the early fall of 2018, is expected to reflect a 40 percent rate. Just five years ago, that rate was 24 percent.

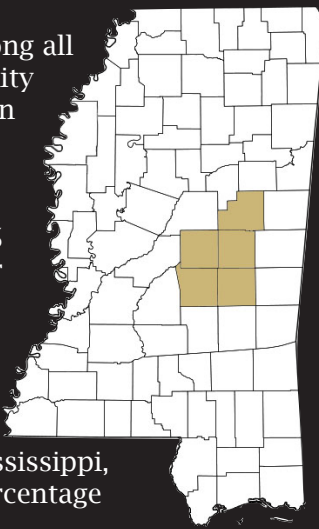
ECCC had the highest percentage of students living in on-campus residential housing of all Mississippi community and junior colleges. In 2017-18, as many as 743, or 29 percent, of students lived in an EC on-campus residence hall.



29%

 Living on campus

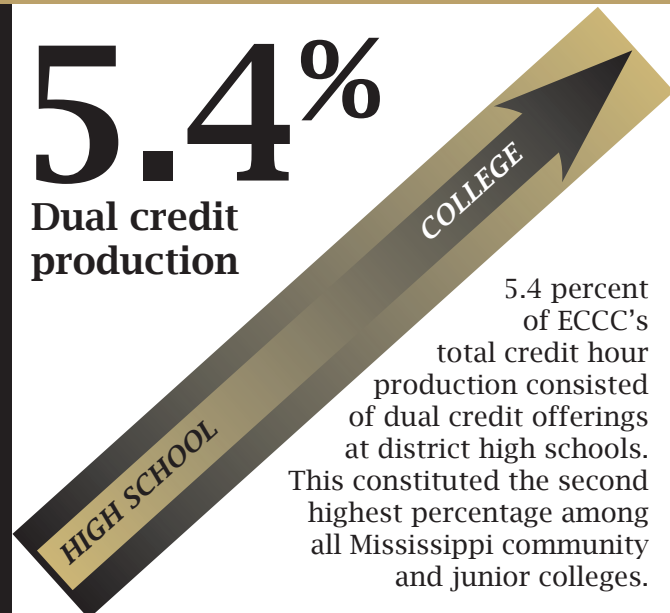
ECCC was No. 4 among all Mississippi community and junior colleges in the percentage of in-district students. The 2017-18 percentage of 82.2% was an increase over the previous year's 81.9 percent. In addition, 97.6 percent of EC students hailed from the state of Mississippi, the third highest percentage in the state.



82.2%

 In-district students

5.4%

 Dual credit production

5.4 percent of ECCC's total credit hour production consisted of dual credit offerings at district high schools. This constituted the second highest percentage among all Mississippi community and junior colleges.